FAST MOVING TECHNOLOGY

STÄUBLI

Original MC4 with open crimp contacts

Renewable Energy | Solar Photovoltaics

EN



MC4 connector

Insulating part and crimp contact

MC4 socket

PV-KBT4...

MC4 plug

PV-KST4...

- In accordance with NEC 2023, requires a tool to open.
- Proven MULTILAM contact technology with high long-term stability, which ensures consistently low performance loss throughout the entire service life of the connector.
- Approved for DC 1100 V (IEC)[1] and DC 1500 V (UL).
- Tried and tested connectors, over 30 years of experience in the field.
- Available for assembly with cross-sections up to 10 mm².
- Also available as ready made leads according to customer's specification.
- To be used with suitable mated connectors from the MC4 product family and suitable cable.
- MC4 and MC4-Evo are registered trademarks owned by Stäubli.

Technical data	
Ambient temperature range	-40 °C...+85 °C (TÜV/UL)
Upper limiting temperature	105 °C
Degree of protection, mated	IP65/IP68 (1 m, 1 h)
Degree of protection, unmated	IP2X
Degree of pollution	3
Max. contact resistance of the connector	< 0.25 mΩ
Rated impulse withstand voltage	16 kV
Contact system	MULTILAM
Type of connection	Crimping
Contact material	Copper, tin plated
Insulation material	PC/PA
Locking system	Locking Type
Flammability class	UL94:V-0
Ammonia resistance	Acc. to DLG
Ammonia resistance tested in accordance with	2 PfG 1911/04.16
Salt mist spray test	Degree of severity 6
Max. number of mating cycles	100
TÜV Rheinland certification number	R 60127190
TÜV Rheinland 2 PfG 2330	R 60087448
UL-File number (UL6703 and CSA C22.2 No. 182.5) (cULus Listed and UL Recognized)	E343181
JET number of certificate	B19T0013

[1] The IEC voltage expansion for MC4 connectors up to DC 1100 V applies to 2.5 mm², 4.0 mm² and 6.0 mm² cable cross sections used in the end application. However, the 10 mm² cross-section remains at DC 1000 V.

Dimensional drawings

MC4 socket

Dimensions in mm

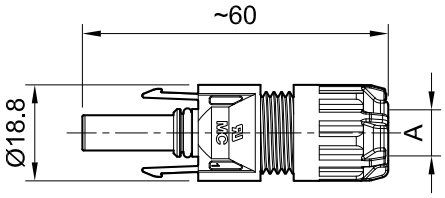

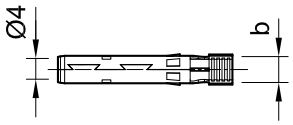

PV-KBT4...

MC4 plug

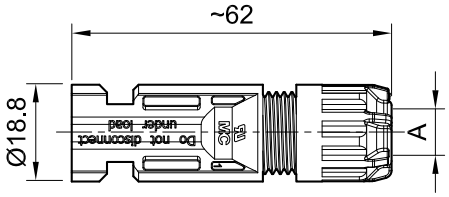

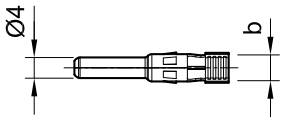

PV-KST4...

Ordering information

Order No.	Type	Socket	Plug	Outer diameter of PV wire	Width of crimp opening	IEC 62852			UL 6703			Approvals				
				A (mm)	b (mm)	mm²	DC V	A	AWG	DC V	A	TÜV	cULus	UR	CQC	JET
32.0010P0001-URFL	PV-KBT4/2,5I-UR	×		5.0 – 6.0	4.0	2.5	1100	22.5				×	×	×		×
									14	1500	30					
32.0011P0001-URFL	PV-KST4/2,5I-UR		×	5.0 – 6.0	4.0	2.5	1100	22.5				×	×	×		×
									14	1500	30					
32.0140P0001-URFL	PV-KBT4/2,5X-UR	×		5.5 – 7.4	4.0	2.5	1100	22.5				×	×	×		×
									14	1500	30					
32.0141P0001-URFL	PV-KST4/2,5X-UR		×	5.5 – 7.4	4.0	2.5	1100	22.5				×	×	×		×
									14	1500	30					
32.0012P0001-URFL	PV-KBT4/2,5II-UR	×		7.0 – 8.8	4.0	2.5	1100	22.5				×	×	×	×	×
									14	1500	30					
32.0013P0001-URFL	PV-KST4/2,5II-UR		×	7.0 – 8.8	4.0	2.5	1100	22.5				×	×	×	×	×
									14	1500	30					
32.0014P0001-URFL	PV-KBT4/6I-UR	×		5.0 – 6.0	5.8	4	1100	39				×	×	×		×
						6	1100	39								
									12	1500	35					
									10	1500	50					
32.0015P0001-URFL	PV-KST4/6I-UR		×	5.0 – 6.0	5.8	4	1100	39				×	×	×		×
						6	1100	39								
									12	1500	35					
									10	1500	50					
32.0142P0001-URFL	PV-KBT4/6X-UR	×		5.5 – 7.4	5.8	4	1100	39				×	×	×		×
						6	1100	39								
									12	1500	35					
									10	1500	50					
32.0143P0001-URFL	PV-KST4/6X-UR		×	5.5 – 7.4	5.8	4	1100	39				×	×	×		×
						6	1100	39								
									12	1500	35					
									10	1500	50					
32.0016P0001-URFL	PV-KBT4/6II-UR	×		7.0 – 8.8	5.8	4	1100	39				×	×	×	×	×
						6	1100	39								
									12	1500	35					
									10	1500	50					

Order No.	Type	Socket	Plug	Outer diameter of PV wire	Width of crimp opening	IEC 62852			UL 6703			Approvals				
				A (mm)	b (mm)	mm²	DC V	A	AWG	DC V	A	TÜV	cULus	UR	CQC	JET
32.0017P0001-URFL	PV-KST4/6II-UR		×	7.0 – 8.8	5.8	4	1100	39				×	×	×	×	×
						6	1100	39								
									12	1500	35					
									10	1500	50					
32.0034P0001FL	PV-KBT4/10II	×		7.0 – 8.8	6.5	10	1000	45				×				×
32.0035P0001FL	PV-KST4/10II		×	7.0 – 8.8	6.5	10	1000	45				×				×

Note:
For more detailed information concerning suitable cable glands, please consult the corresponding assembly instructions.

Note:
Unmated connectors must be protected from any contamination using Stäubli protective caps. For ordering information concerning Stäubli protective caps, please consult the catalog “Tools and accessories”.

Further information

MC4 connectors with barrel crimp contacts
For connectors with barrel crimp contacts, please consult:
www.staubli.com/re-downloads.html ➞ English ➞ Catalog ➞ **MC4 connectors with barrel crimp contacts**

Tools and accessories
For related Stäubli tools and accessories please consult:
www.staubli.com/re-downloads.html ➞ English ➞ Catalog ➞ **Tools and accessories**

Assembly instructions
For assembly instructions for “MC4 connector” please consult:
www.staubli.com/re-downloads.html ➞ English ➞ Assembly info ➞ **MA728**

MC4 connector

Insulating part and crimp contacts on reel

MC4 socket

PV-KBT4...

MC4 plug

PV-KST4...

Contacts on reel



Reel with contacts

- In accordance with NEC 2023, requires a tool to open.
- Proven MULTILAM contact technology with high long-term stability, which ensures consistently low performance loss throughout the entire service life of the connector.
- Approved for DC 1100 V (IEC)[1] and DC 1500 V (UL).
- Tried and tested connectors, over 30 years of experience in the field.
- Available for assembly with cross-sections up to 10 mm².
- Also available as ready made leads according to customer's specification.
- To be used with suitable mated connectors from the MC4 product family and suitable cable.
- MC4 and MC4-Evo are registered trademarks owned by Stäubli.

Technical data	
Ambient temperature range	-40 °C...+85 °C (TÜV/UL)
Upper limiting temperature	105 °C
Degree of protection, mated	IP65/IP68 (1 m, 1 h)
Degree of protection, unmated	IP2X
Degree of pollution	3
Max. contact resistance of the connector	< 0.25 mΩ
Rated impulse withstand voltage	16 kV
Contact system	MULTILAM
Type of connection	Crimping
Contact material	Copper, tin plated

[1] The IEC voltage expansion for MC4 connectors up to DC 1100 V applies to 2.5 mm², 4.0 mm² and 6.0 mm² cable cross sections used in the end application. However, the 10 mm² cross-section remains at DC 1000 V.

Technical data	
Insulation material	PC/PA
Locking system	Locking Type
Flammability class	UL94:V-0
Ammonia resistance	Acc. to DLG
Ammonia resistance tested in accordance with	2 PfG 1911/04.16
Salt mist spray test	Degree of severity 6
Max. number of mating cycles	100
TÜV Rheinland certification number	R 60127190
TÜV Rheinland 2 PfG 2330	R 60087448
UL-File number (UL6703 and CSA C22.2 No. 182.5) (cULus Listed and UL Recognized)	E343181
JET number of certificate	B19T0013

Dimensional drawings

Dimensions in mm

MC4 socket

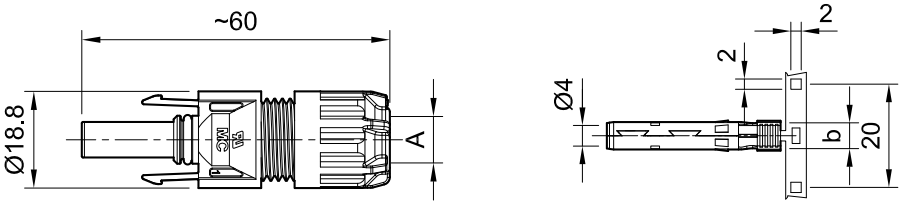

PV-KBT4...

MC4 plug

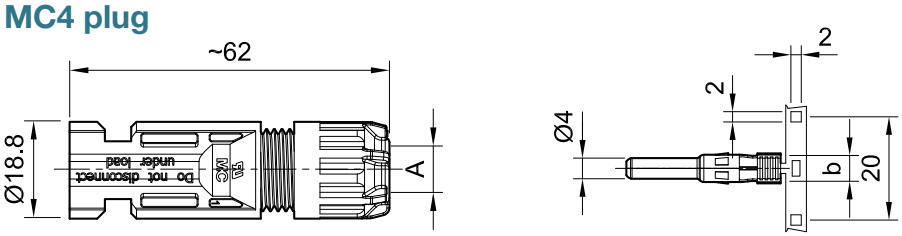

PV-KST4...

Contacts on reel

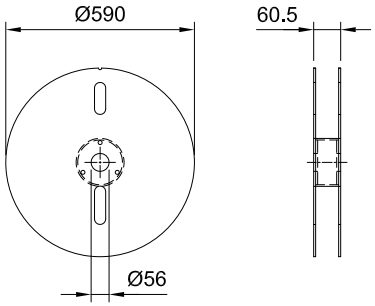

Reel with contacts

Ordering information

Order No.	Type	Socket	Plug	Outer diameter of PV wire	Width of crimp opening	IEC 62852			UL 6703			Contacts per reel	Approvals				
				A (mm)	b (mm)	mm²	DC V	A	AWG	DC V	A		TÜV	cULus	UR	CQC	JET
32.0010P2000-URFL	PV-KBT4/2,5I-UR	×		5.0 – 6.0	4.0	2.5	1100	22.5				2000	×	×	×		×
									14	1500	30						
32.0011P2000-URFL	PV-KST4/2,5I-UR		×	5.0 – 6.0	4.0	2.5	1100	22.5				2000	×	×	×		×
									14	1500	30						
32.0140P2000-URFL	PV-KBT4/2,5X-UR	×		5.5 – 7.4	4.0	2.5	1100	22.5				2000	×	×	×		×
									14	1500	30						
32.0141P2000-URFL	PV-KST4/2,5X-UR		×	5.5 – 7.4	4.0	2.5	1100	22.5				2000	×	×	×		×
									14	1500	30						
32.0012P2000-URFL	PV-KBT4/2,5II-UR	×		7.0 – 8.8	4.0	2.5	1100	22.5				2000	×	×	×	×	×
									14	1500	30						
32.0013P2000-URFL	PV-KST4/2,5II-UR		×	7.0 – 8.8	4.0	2.5	1100	22.5				2000	×	×	×	×	×
									14	1500	30						
32.0014P2000-URFL	PV-KBT4/6I-UR	×		5.0 – 6.0	5.8	4	1100	39				2000	×	×	×		×
						6	1100	39									
									12	1500	35						
									10	1500	50						
32.0015P2000-URFL	PV-KST4/6I-UR		×	5.0 – 6.0	5.8	4	1100	39				2000	×	×	×		×
						6	1100	39									
									12	1500	35						
									10	1500	50						
32.0142P2000-URFL	PV-KBT4/6X-UR	×		5.5 – 7.4	5.8	4	1100	39				2000	×	×	×		×
						6	1100	39									
									12	1500	35						
									10	1500	50						
32.0143P2000-URFL	PV-KST4/6X-UR		×	5.5 – 7.4	5.8	4	1100	39				2000	×	×	×		×
						6	1100	39									
									12	1500	35						
									10	1500	50						
32.0016P2000-URFL	PV-KBT4/6II-UR	×		7.0 – 8.8	5.8	4	1100	39				2000	×	×	×	×	×
						6	1100	39									
									12	1500	35						
									10	1500	50						

Order No.	Type	Socket	Plug	Outer diameter of PV wire	Width of crimp opening	IEC 62852			UL 6703			Contacts per reel	Approvals				
				A (mm)	b (mm)	mm²	DC V	A	AWG	DC V	A		TÜV	cULus	UR	CQC	JET
32.0017P2000-URFL	PV-KST4/6II-UR		×	7.0 – 8,8	5.8	4	1100	39				2000	×	×	×	×	×
						6	1100	39									
									12	1500	35						
									10	1500	50						
32.0034P1500FL	PV-KBT4/10II	×		7.0 – 8,8	6.5	10	1000	45				1500	×				×
32.0035P1500FL	PV-KST4/10II		×	7.0 – 8,8	6.5	10	1000	45				1500	×				×

Note:
For more detailed information concerning suitable cable glands, please consult the corresponding assembly instructions.

Note:
Unmated connectors must be protected from any contamination using Stäubli protective caps. For ordering information concerning Stäubli protective caps, please consult the catalog “Tools and accessories”.

Further information

Tools and accessories
For related Stäubli tools and accessories please consult:
www.staubli.com/re-downloads.html ➞ English ➞ Catalog ➞ **Tools and accessories**

Assembly instructions
For assembly instructions for “MC4 connector” please consult:
www.staubli.com/re-downloads.html ➞ English ➞ Assembly info ➞ **MA728**

MC4 panel receptacles

Insulating part and crimp contact

MC4 socket panel receptacle

PV-ADBP4-S2...

MC4 plug panel receptacle



PV-ADSP4-S2...

- MC4 panel receptacles are the interface between an inverter or junction box and a string.
- Mounting directly by means of screw thread or in perforated plate with plastic nut (included in delivery).
- Rapid, precise plugging.
- Protection class (IP66 and IP68 (1 m, 1 h)) guarantees a high level of tightness.
- To be used with suitable mated connectors from the MC4 product family and suitable lead.
- Includes sealing element for enclosure.
- MC4 and MC4-Evo are registered trademarks owned by Stäubli.

Technical data	
Ambient temperature range	-40 °C...+85 °C (TÜV/UL)
Upper limiting temperature	105 °C
Degree of protection, mated	IP66/IP68 (1 m, 1 h)
Degree of protection, unmated	IP2X
Degree of pollution	3
Max. contact resistance of the connector	< 0.25 mΩ
Rated impulse withstand voltage	16 kV
Contact system	MULTILAM
Type of connection	Crimping
Contact material	Copper, tin plated
Insulation material	PC/PA
Locking system	Locking Type
Flammability class	UL94:V-0
Max. number of mating cycles	100
TÜV Rheinland certification number	R 60127181
UL-File number	E343181

Dimensional drawings

Dimensions in mm

MC4 socket panel receptacle

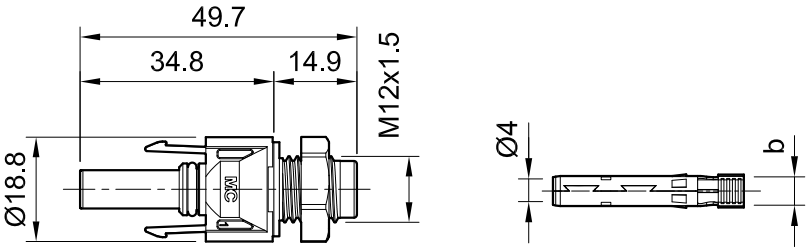

PV-ADBP4-S2...

MC4 plug panel receptacle

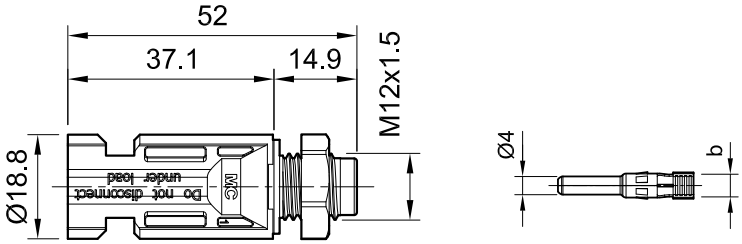

PV-ADSP4-S2...

Ordering information

Order No.	Type	Socket	Plug	Width of crimp opening	IEC 62852			UL 6703			Approvals	
				b (mm)	mm²	DC V	A	AWG	DC V	A	TÜV	UR
32.0076P0001-URFL	PV-ADBP4-S2-UR/2,5	×		4.0	1.5	1100	17.5				×	×
					2.5	1100	22.5					
								14	1500	30		
32.0077P0001-URFL	PV-ADSP4-S2-UR/2,5		×	4.0	1.5	1100	17.5				×	×
					2.5	1100	22.5					
								14	1500	30		
32.0078P0001-URFL	PV-ADBP4-S2-UR/6	×		5.8	4	1100	39				×	×
					6	1100	45					
								12	1500	35		
								10	1500	50		
32.0079P0001-URFL	PV-ADSP4-S2-UR/6		×	5.8	4	1100	39				×	×
					6	1100	45					
								12	1500	35		
								10	1500	50		
32.0150P0001FL	PV-ADBP4-S2/10	×		6.5	10	1100	51				×	
32.0151P0001FL	PV-ADSP4-S2/10		×	6.5	10	1100	51				×	

Note:
For more detailed information concerning suitable cable glands, please consult the corresponding assembly instructions.

Note:
Unmated connectors must be protected from any contamination using Stäubli protective caps. For ordering information concerning Stäubli protective caps, please consult the catalog “Tools and accessories”.

Further information

Tools and accessories

For related Stäubli tools and accessories please consult:
www.staubli.com/re-downloads.html ➞ English ➞ Catalog ➞ **Tools and accessories**

Assembly instructions

For assembly instructions for “MC4 panel receptacle” please consult:
www.staubli.com/re-downloads.html ➞ English ➞ Assembly info ➞ **MA729**

MC4 panel receptacles

Insulating part and crimp contacts on reel

MC4 socket panel receptacle

PV-ADBP4-S2...

MC4 plug panel receptacle

PV-ADSP4-S2...

Contacts on reel



Reel with contacts

- MC4 panel receptacles are the interface between an inverter or junction box and a string.
- Mounting directly by means of screw thread or in perforated plate with plastic nut (included in delivery).
- Rapid, precise plugging.
- Protection class (IP66 and IP68 (1 m, 1 h)) guarantees a high level of tightness.
- To be used with suitable mated connectors from the MC4 product family and suitable lead.
- Includes sealing element for enclosure.
- MC4 and MC4-Evo are registered trademarks owned by Stäubli.

Technical data	
Ambient temperature range	-40 °C...+85 °C
Upper limiting temperature	105 °C
Degree of protection, mated	IP66/IP68 (1 m, 1 h)
Degree of protection, unmated	IP2X
Degree of pollution	3
Max. contact resistance of the connector	< 0.25 mΩ
Rated impulse withstand voltage	16 kV
Contact system	MULTILAM
Type of connection	Crimping
Contact material	Copper, tin plated
Insulation material	PC/PA

Technical data	
Locking system	Locking Type
Flammability class	UL94:V-0
Max. number of mating cycles	100
TÜV Rheinland certification number	R 60127181
UL-File number	E343181

Dimensional drawings

Dimensions in mm

MC4 socket panel receptacle

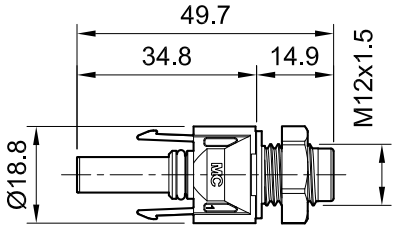

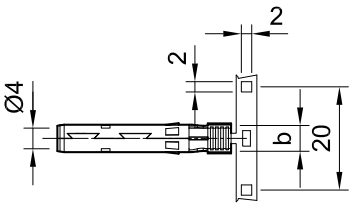

PV-ADBP4-S2...

MC4 plug panel receptacle

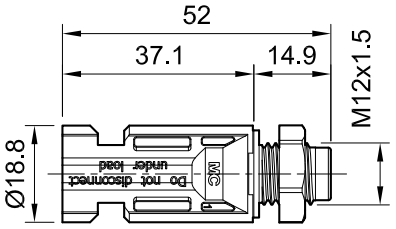

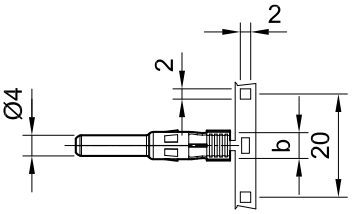

PV-ADSP4-S2...

Contacts on reel

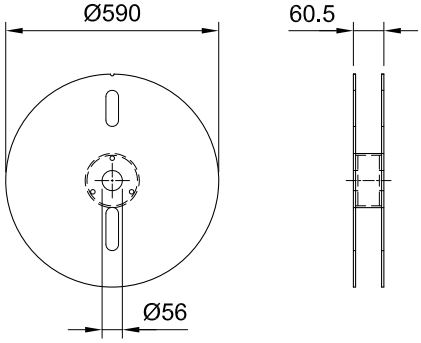

Reel with contacts

Ordering information

Order No.	Type	Socket	Plug	Width of crimp opening	IEC 62852			UL 6703			Contacts per reel	Approvals	
				b (mm)	mm²	DC V	A	AWG	DC V	A		TÜV	UR
32.0076P2000-URFL	PV-ADBP4-S2-UR/2,5	×		4.0	1.5	1100	17.5				2000	×	×
					2.5	1100	22.5						
								14	1500	30			
32.0077P2000-URFL	PV-ADSP4-S2-UR/2,5		×	4.0	1.5	1100	17.5				2000	×	×
					2.5	1100	22.5						
								14	1500	30			
32.0078P2000-URFL	PV-ADBP4-S2-UR/6	×		5.8	4	1100	39				2000	×	×
					6	1100	45						
								12	1500	35			
								10	1500	50			
32.0079P2000-URFL	PV-ADSP4-S2-UR/6		×	5.8	4	1100	39				2000	×	×
					6	1100	45						
								12	1500	35			
								10	1500	50			
32.0150P1500FL	PV-ADBP4-S2/10	×		6.5	10	1100	51				1500	×	
32.0151P1500FL	PV-ADSP4-S2/10		×	6.5	10	1100	51				1500	×	

Note:
For more detailed information concerning suitable cable glands, please consult the corresponding assembly instructions.

Note:
Unmated connectors must be protected from any contamination using Stäubli protective caps. For ordering information concerning Stäubli protective caps, please consult the catalog “Tools and accessories”.

Further information

Tools and accessories

For related Stäubli tools and accessories please consult:
www.staubli.com/re-downloads.html ➞ English ➞ Catalog ➞ **Tools and accessories**

Assembly instructions

For assembly instructions for “MC4 panel receptacle” please consult:
www.staubli.com/re-downloads.html ➞ English ➞ Assembly info ➞ **MA729**

● Stäubli Units ○ Representatives/Agents

Global presence of the Stäubli Group

www.staubli.com

Staubli is a trademark of Stäubli International AG, registered in Switzerland and other countries.
We reserve the right to modify product specifications without prior notice. © Stäubli 2026.
ec.marcom@staubli.com | Photo credits: Stäubli , ISO (CC BY-SA 3.0)

PV Sol Original MC4 11014112-en K 06.2026